

## GML-B5 M Series系列

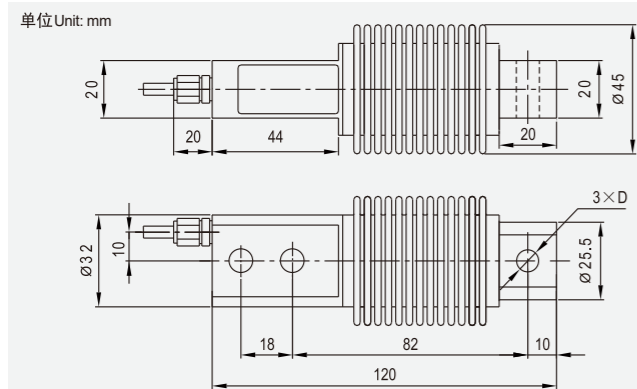


## 波纹管称重传感器

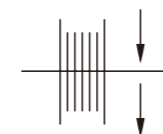
Bending Beam Load Cell

结构紧凑, 安装高度低, 防护等级IP68;  
防爆等级: Ex ia IIC T4 Ga ; Ex iaD 20 T135;  
模拟及数字版本可选。

Compact installation at minimum installation height, IP68;  
Explosive-proof grade: Ex ia IIC T4 Ga ; Ex iaD 20 T135;  
Analog or digital version selection.



Cap(unit:kg)	D
10,20,50,75,100,200,250	ø 8.2
300,500	ø10.2



料斗秤、皮带秤、配料系统  
hopper scale, belt scale, blending system

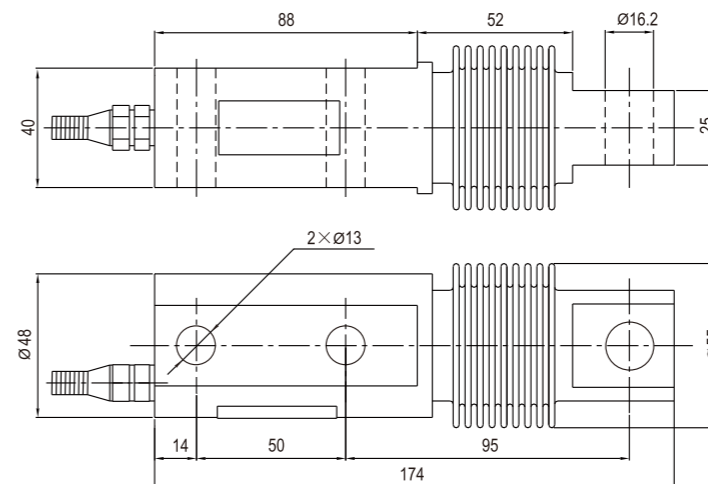
### Specifications 技术说明 Exc+(Red,红); Exc-(Black,黑); Sig+(Green,绿); Sig-(White,白); Sen+(Blue,蓝); Sen-(Yellow,黄)

Item 项目	Unit 单位	Parameter 参数
Accuracy class 精度等级		C3
Maximum capacity(Emax) 额定载荷	kg	10 / 20 / 50 / 75 / 100 / 200 / 250 / 300 / 500
Minimum LC verification interval(Vmin) 最小检定分度值	% of Emax	0.0100
Sensitivity(Cn)/Zero balance 灵敏度/零点平衡	mV/V	2±0.002/0±0.02
Temperature effect on zero balance (TK0) 温度对零点影响	% of Cn/10K	±0.0170
Temperature effect on sensitivity (TKc) 温度对灵敏度影响	% of Cn/10K	±0.0170
Hysteresis error(dhy) 滞后误差	% of Cn	±0.0180
Non-linearity(dlin) 非线性误差	% of Cn	±0.0167
Creep(dcr) over 30 min. 蠕变及蠕变恢复	% of Cn	±0.0167
Input (RLc) & Output resistance (RO) 输入&输出电阻	Ω	400±10 & 352±3
Nominal range of excitation voltage (Bu) 额定电压	V	5~12
Insulation resistance(Ris) at 50Vdc 绝缘电阻	MΩ	≥5000
Service temperature range(Btu) 工作温度	°C	-30~70
Safe load limit(EL) & Break load(Ed) 破坏载荷&安全承载	% of Emax	120 & 200
Protection class according to EN60529 (IEC 529) 保护等级		IP68
Material 材料		合金钢和不锈钢可选 Option: Alloy steel, Stainless steel.

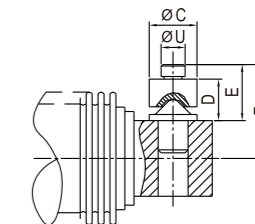
Maximum capacity(Emax) 额定载荷	kg	10	20	50	75	100	200	250	300	500
Deflection at Emax(Sno), approx. 最大荷下的变形量	mm	0.31								0.39
Weight(G), approx. 重量	kg	0.5								
Cable 电缆: Diameter 直径 Φ5mm Length 长度	m	3								

## GML-B5 M Series Assembly Drawing系列总装图

1000kg



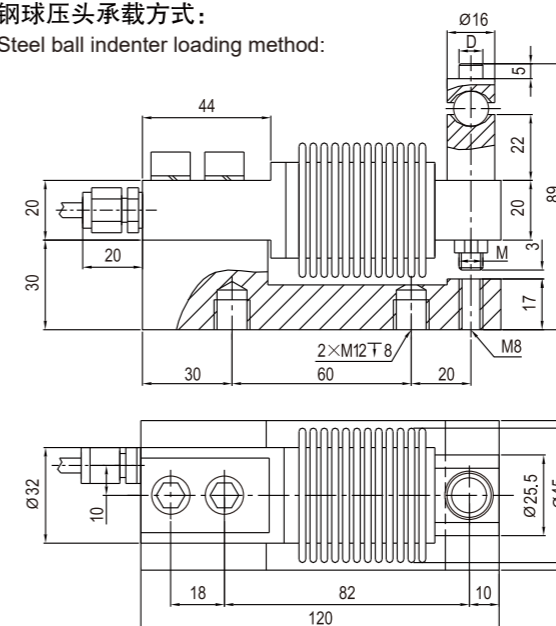
Cone and conical pan for Emax 10kg...1t.  
圆锥头, 圆锥面承载方式



Cap(unit:kg)	C	D	E	U	X
10~200	15	16	21	8.1 <sup>0</sup> <sub>-0.05</sub>	26
300,500	18	24	32	11 <sup>0</sup> <sub>-0.05</sub>	34
1000	18	24	32	11 <sup>0</sup> <sub>-0.05</sub>	36.5

(10kg~500kg) 钢球压头承载方式:

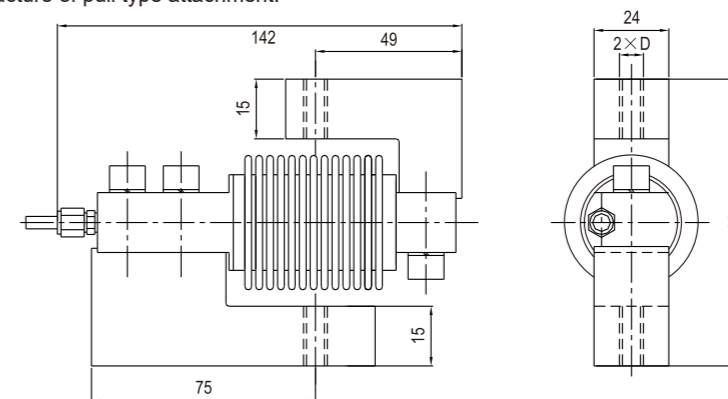
Steel ball indenter loading method:



Cap(unit:kg)	D	M
10,20,30,50,75	ø8	M8
100,200,250	ø8	M8
300,500	ø10	M10

(10kg~500kg) 拉式附件结构图

Structure of pull type attachment:



Cap(unit:kg)	D
10,20,30,50,75	M8
100,200,250	M8
300,500	M10